

Available Commands

What is currently playing?

"Alexa, ask Channel Surfer what am I watching."

Change to a channel number

"Alexa, ask Channel Surfer to tune to channel ###."

Search

"Alexa, ask Channel Surfer to find (TV program name)."

Playback control

"Alexa, ask Channel Surfer to pause."

"Alexa, ask Channel Surfer to resume."

"Alexa, ask Channel Surfer to skip ahead 4 minutes."

"Alexa, ask Channel Surfer to skip back 30 seconds."

Watch previous channel

"Alexa, ask Channel Surfer to go to the last channel."

"Alexa, ask Channel Surfer to go to the previous channel."

Weather

"Alexa, ask Channel Surfer to show me the weather."

"Alexa, ask Channel Surfer to show me the weather. radar"

"Alexa, ask Channel Surfer to show me the radar."

"Alexa, ask Channel Surfer to show me the weather forecast."

"Alexa, ask Channel Surfer to show me the forecast."

amazon echo

Voice Activation User Guide

Use Voice
Activation with
Alexa and the
Amazon Echo to
request a channel
change, search for
programming
and more.



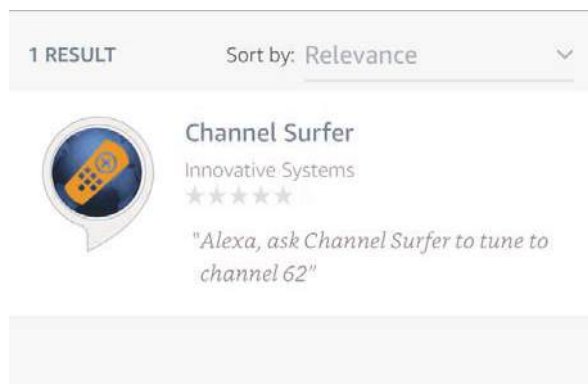
100 S Main St., PO Box 515
Woodward, IA 50276

(515) 438-2200

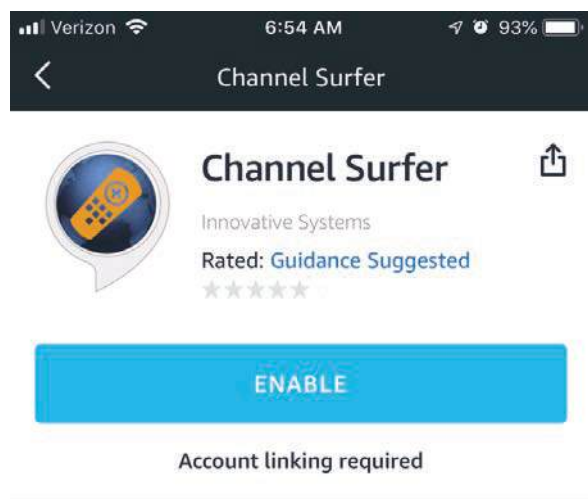
www.minburncomm.com



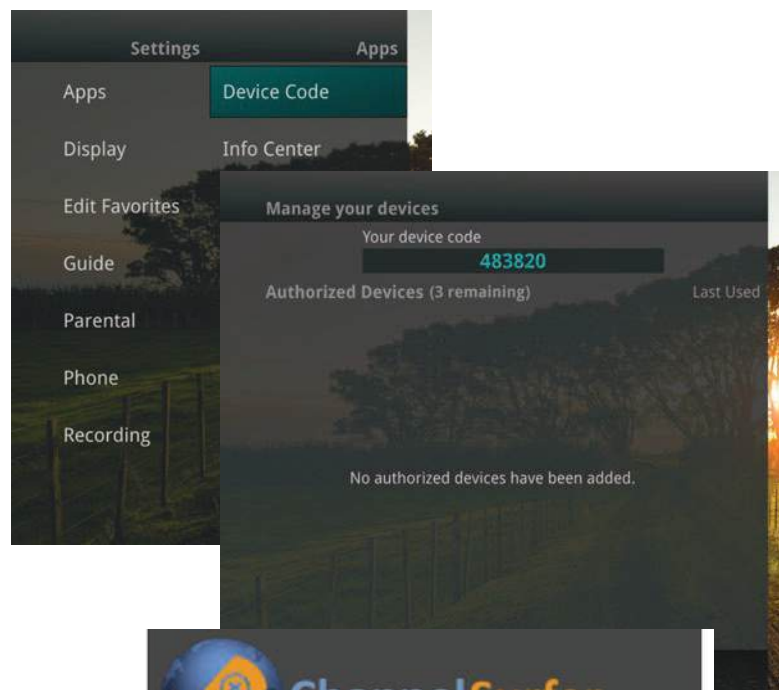
1. Load the Channel Surfer into your Skills of the Amazon Alexa App.



2. Click on the Channel Surfer Skill and then click Enable. Here, you will link your Amazon Alexa account with the Channel Surfer account.



3. On your TV, click Menu and arrow down to Settings. Arrow right to Apps and then over to Device Code and press OK. Copy the Registration Code into the Amazon Alexa App and click Submit.



Press Menu on your remote control. Go to the Settings | Apps | Device Code menu and press OK.

Enter the Device Registration Code shown on your TV.

